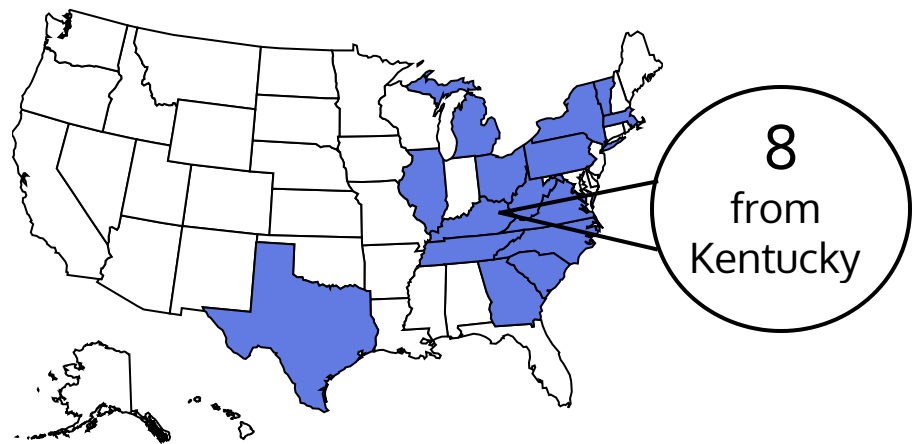
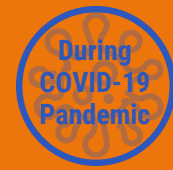


Transfer Student Highlights

Fall 2020



30 Students enrolled from...

- 15 States**
- 1 U.S. Territory**
- 1 Country**

57%	In-Territory
43%	Appalachian Regional Commission (ARC) Counties
23%	At-Risk and Distressed ARC Counties

Academic Preparation

Mean Transfer GPA

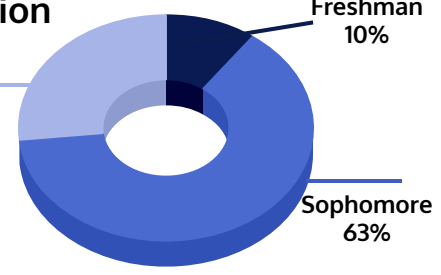


Required at least one course of developmental math

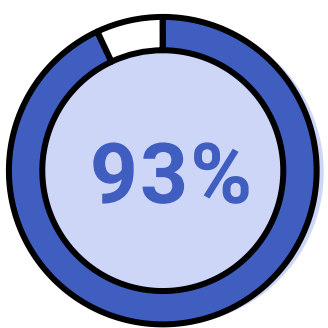


Classification

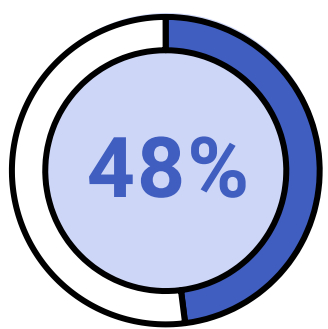
Junior/Senior
27%



Financial Qualifications



Pell Grant Recipients



Domestic Students with an EFC of \$0 (Expected Family Contribution)

Enrollment Characteristics

- 73%** Female
- 23%** African-American
- 3%** F-1 International
- 13%** Hispanic
- 54%** First Generation
- 27%** KCTCS Transfer

(Kentucky Community and Technical College System)