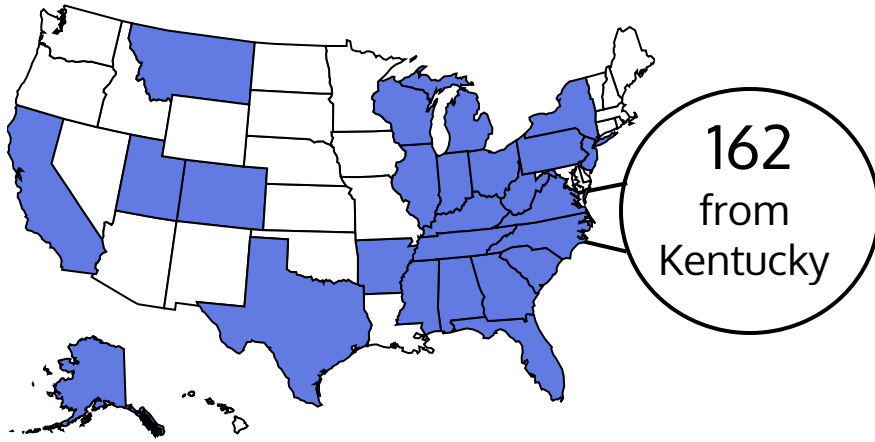
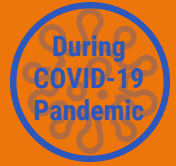


# First-Year Student Highlights

## Fall 2020



### 295 Students enrolled from...

- 25 States
- 1 U.S. Territory
- 3 Countries

84%	In-Territory
50%	Appalachian Regional Commission (ARC) Counties
23%	At-Risk and Distressed ARC Counties

### Academic Preparation

Mean ACT

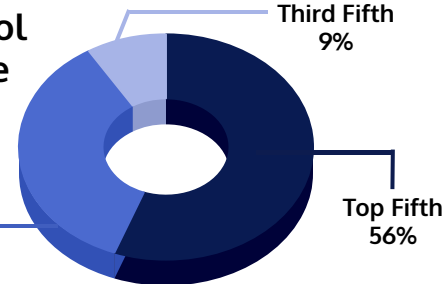
24.3

Required at least one course of developmental math

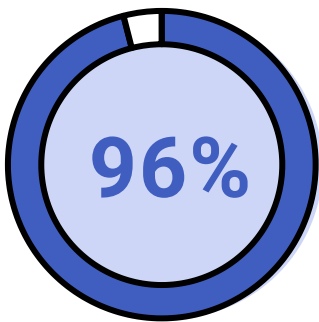
27%

### High School Percentile Rank

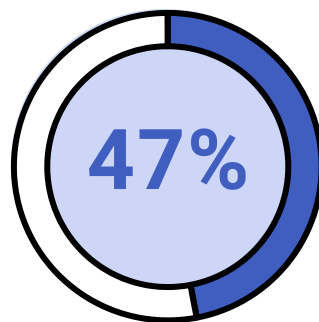
Second Fifth  
36%



### Financial Qualifications



Pell Grant Recipients



Domestic Students with an EFC of \$0 (Expected Family Contribution)

### Enrollment Characteristics

- 63% Female
- 23% African-American
- 0.3% F-1 International
- 18% Hispanic
- 56% First Generation
- 2% Homeschooled