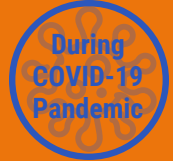
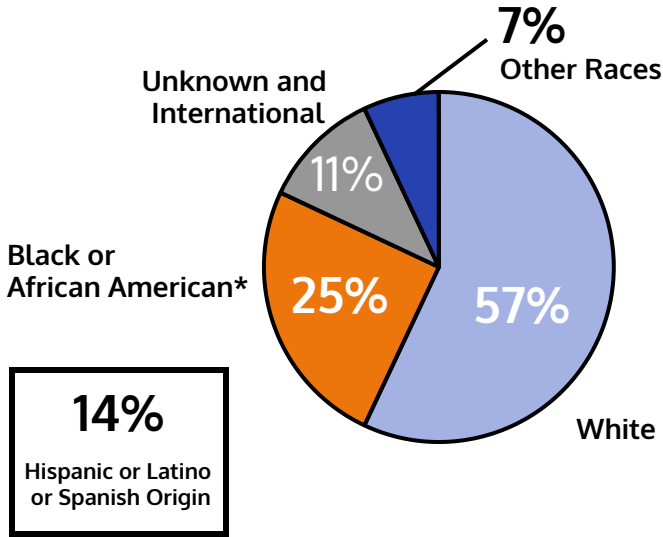


Enrollment Highlights

Fall 2020

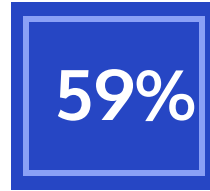


Ethnic and Racial Breakdowns



*Students (not F-1 International students) who identified themselves as "Black or African American" alone or in combination with another race.

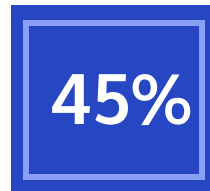
First Generation



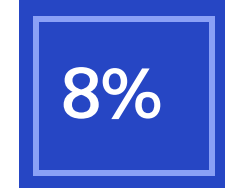
Non-Traditional



From Appalachian Regional Commission (ARC) Appalachian Counties



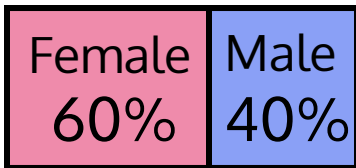
Students with International Experience*



NOTE: Twenty percent (20%) are from At-Risk and Distressed Appalachian Counties.

*All students who are classified as "F-1 International" and other students who are classified as "Permanent Residents" (students who may be asylees or refugees).

Sex



Headcount



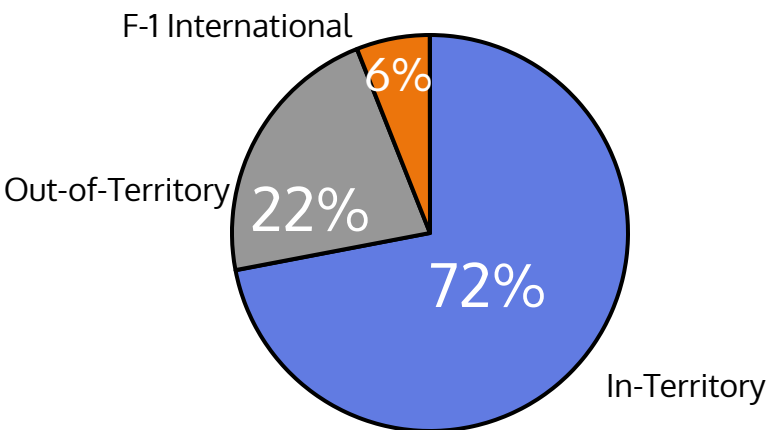
Degree-Seeking



Non-Degree-Seeking*

*The non-degree program was suspended for Fall 2020 due to the COVID-19 pandemic.

Territory



Students represent:

- 41 States
- 2 U.S. Territories
- 64 Countries other than the United States