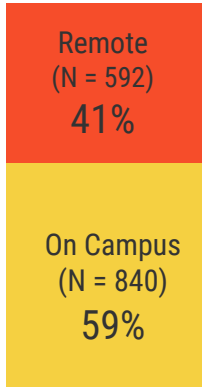


# Fall 2020 Highlights: COVID-19 and Berea College Our Mission Continues

Because of the global pandemic of COVID-19, Fall 2020 at Berea College looks quite different. This semester has been divided into two seven-week academic terms.

## Students (N = 1,432)

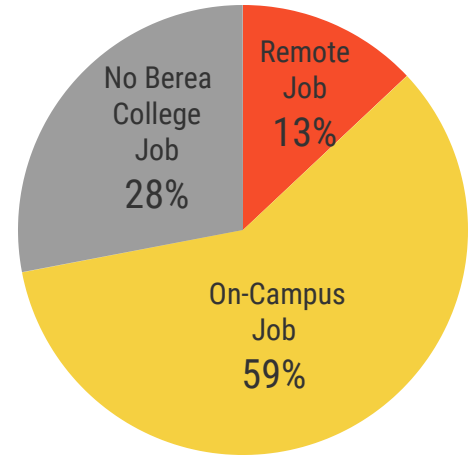
↓ 220 Fewer Students than Fall 2019



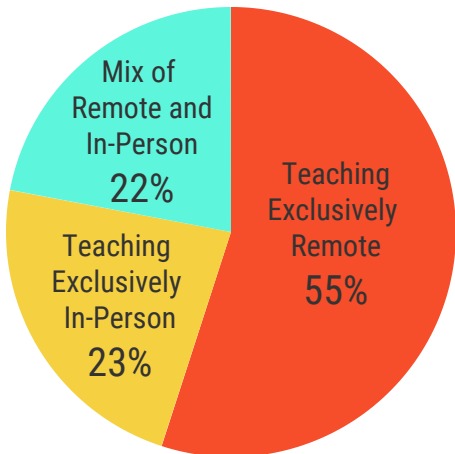
**NOTES:** Sixty-six (66) students took a leave of absence prior to the start of Fall 2020. At the start of Fall 2019, that number was only 5.

There are 295 First-Year Students (Fall 2019 = 413) and 30 New Transfer Students (Fall 2019 = 54) -- all are on campus. Students new to Berea were given the option to defer their enrollment but not to be remote.

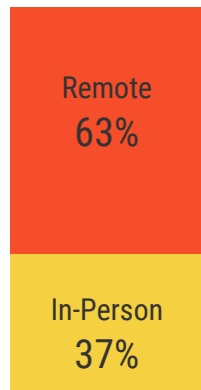
## Student Labor



## Faculty (N = 181)



## Courses (N = 542)



Course Rubric by Division	Percent of Courses Taught in Person
One	59%
Two	14%
Three	33%
Four	44%
Five	41%
Six	20%
GST/R	23%

### Course Rubrics by Division:

**One:** Biology, Chemistry, Mathematics, Nursing, Physics

**Two:** Agriculture and Natural Resources, Computer Science, Economics and Business, SENS, Technology and Applied Design

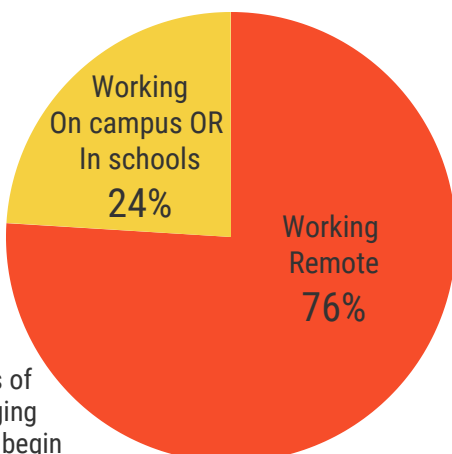
**Three:** Child and Family Studies, Health and Human Performance, Psychology, Sociology

**Four:** Communication, English, Foreign Languages, Music, Theatre

**Five:** Art, Asian Studies, History, Philosophy, Political Science

**Six:** African and African American Studies, Appalachian Studies, Education Studies, Peace and Social Justice Studies, Religion, Women's and Gender Studies

## Partners for Education (PFE) Staff (N = 323)



**NOTE:** The status of PFE staff is changing as public schools begin in-person classes.

## All Other Berea College Staff (N = 429)

