

Office of Institutional Research and Assessment
CPO 2177

To: Members of the Administrative Committee and the Provost Committee:

Larry Shinn	Jackie Burnside
Dave Porter	Don Hudson
Gail Wolford	Joe Bagnoli
Stephanie Browner	Jamie Ealy
Diane Kerby	David Tipton
Bill Laramée	
Jeff Amburgey	

From: Judith Weckman

Date: August 9, 2004

Re: Current Residence of Berea College Graduates

We have recently updated our reporting on where our graduates currently reside. On the attached charts you will see various breakdowns. In these charts, the data are based on the most recent 10 years of graduates. We also looked at students who graduated less recently—those who have been away from the institution for *over* 10 years. We found almost identical patterns of residence for those less recent graduates.

Below I have highlighted the basic findings.

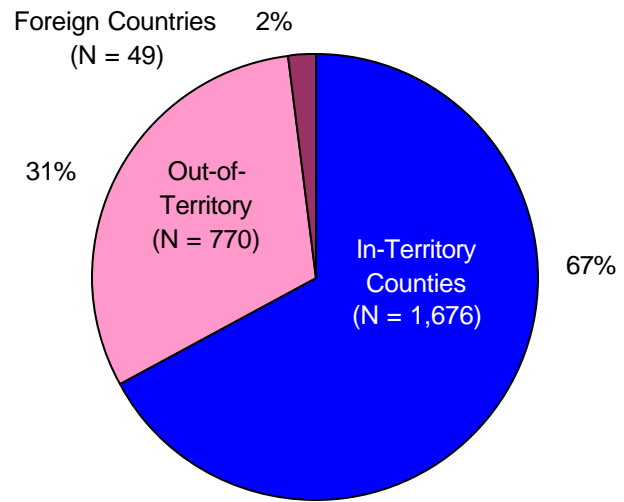
- Overall, 67% of the graduates currently reside in one of the In-Territory counties; 31% reside Out-of-Territory and 2% live in a foreign country.
- Overall, 47% of the graduates live in Kentucky. Of those, 30% live in Madison County.
- Of those who came from one of the In-Territory counties, 79% currently reside in an In-Territory county.
- Of students who came from a foreign country (F-1 International students), 86% currently reside in the United States. Of those, the largest population is in Kentucky and most live in either Fayette or Madison counties.

cc: Tammy Clemmons
Delphia Canterbury

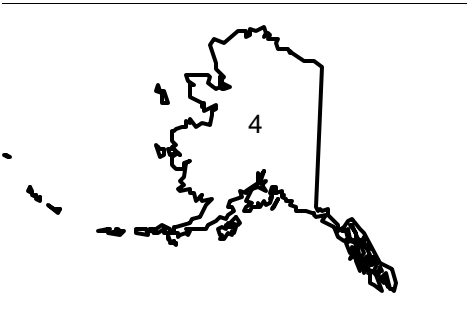
**Current Residence of Berea College Students
Who Graduated in the last 10 years (1994-2003)**

**Where do graduates
currently live?**

Based on 2495/2663 or
94% known addresses.



**Current Residence of Berea College Students (N = 2,495)
Who Graduated in the last 10 years (1994-2003)**



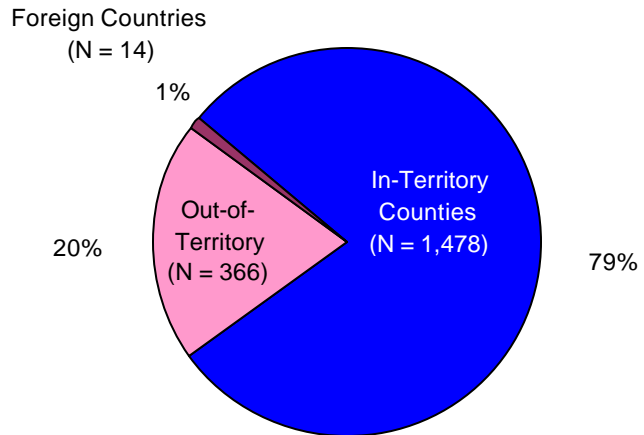
Foreign Countries (N=49 or 2%):

Armed Forces			
Europe	1	Ireland	1
Pacific	4	Italy	1
Australia	1	Japan	2
Canada	4	Jordan	1
Denmark	1	Kampuchea (Cambodia)	1
Federated States of		Latvia	1
Micronesia	1	Lithuania	1
France	1	Macau	1
Georgia	1	Macedonia	1
Germany	3	Mexico	1
Greece	3	Nepal	1
India	3	Nicaragua	1
		Niger	1
		People's Republic of China	2
		Republic of Korea	1
		Russia	1
		Slovak Republic	1
		Spain	1
		Taiwan	1
		Thailand	1
		Ukraine	2
		United Kingdom	2

**Current Residence of Berea College Students
Who Graduated in the last 10 years (1994-2003)**

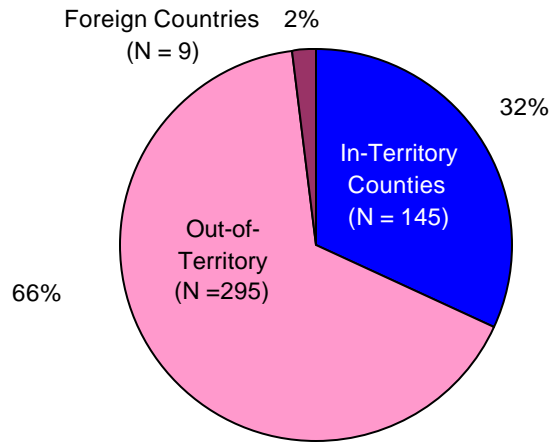
**Where do graduates
who came from the
In-Territory counties
currently live?**

Based on 1858/1970 or
94% known addresses.



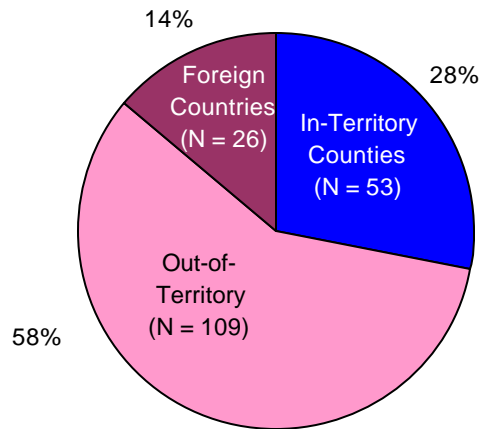
**Where do graduates
who came from the
Out-of-Territory
counties currently live?**

Based on 449/484 or
93% known addresses.



**Where do graduates who
came from Foreign Countries
(F-1 International students)
currently live?**

Based on 188/211 or
89% known addresses.



**Current Residence of Berea College International Students (N = 188)
Who Graduated in the Last 10 Years (1994-2003)**



Foreign Countries (N=26 or 14%):

Australia	1	Lithuania	1
Canada	2	Macau	1
Federated States of Micronesia	1	Macedonia	1
France	1	Mexico	1
Georgia	1	Nepal	1
Greece	2	Nicaragua	1
India	3	Russia	1
Jordan	1	Slovak Republic	1
Kampuchea (Cambodia)	1	Ukraine	2
Latvia	1	United Kingdom	2

**Current Kentucky Residence of Berea College International Students (N = 42)
Who Graduated in the Last 10 years (1994-2003)**

