

Berea College



2005 Geographical Report

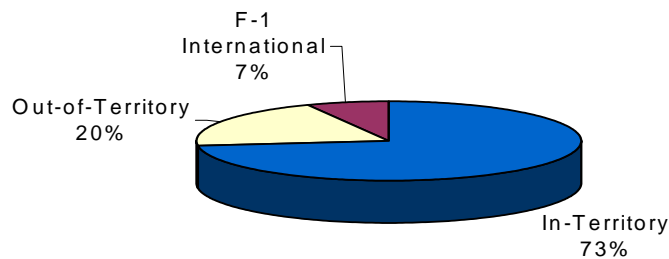
Office of Institutional Research and Assessment

FALL 2005 DEGREE-SEEKING STUDENT ENROLLMENT GEOGRAPHIC DISTRIBUTION BY TERRITORY

TOTAL HEADCOUNT ENROLLMENT	1,595
Degree-Seeking Students	(1,523)
Non-Degree-Seeking Students	(72)

Degree-Seeking Students by:			
In-Territory	Out-of-Territory	F-1 International	Total
1,103 (73%)	311 (20%)	109 (7%)	1,523 (100%)

Degree-Seeking Students by Territory:



NOTE: The category "F-1 International" does not include all students who come to the College from other countries or with substantial international experience. For example, "permanent residents" who may be asylees or refugees are counted as "In-Territory" or "Out-of-Territory" rather than "F- 1 International" depending on residence at the time of application. These students are eligible for federal financial aid that F-1 International students cannot legally receive. In Fall 2005, forty-one (41) Berea College students were designated as "permanent residents."

Non-Degree-Seeking Students by Category:	
Berea Community School	26
Employee	8
Madison Southern High School	8
Community (Special)	21
Post-Graduate	1
Transient/Exchange	<u>8</u>
Subtotal	72

TOTAL STATES, TERRITORIES, AND COUNTRIES REPRESENTED: FALL 2005 ENROLLMENT

- 41 different states and Washington D.C.
- 67 countries other than the U.S.

DEFINITIONS OF TERRITORY CATEGORIES

Berea College students are characterized by one of three "geographical" categories. They are:

- *In-Territory*: Students who come from much of the Appalachian region and all of Kentucky within the white area in the map below. Beginning with the entering class of 2000, In-Territory also includes permanent residents (a non-citizen who has formally established residency in the U.S.) and refugees who reside in the territory.
- *Out-of-Territory*: Students who come from outside the In-Territory area, including U.S. Citizens living in foreign countries. Out-of-Territory also includes permanent residents (a non-citizen who has formally established residency in the U.S.) and refugees who reside out of the territory.
- *F-1 International*: Students who are not U.S. Citizens, permanent residents, or refugees.



STUDENTS ENROLLED FROM THE UNITED STATES AND/OR ITS TERRITORIES

	In-Territory	Out-of-Territory*	International	Total
Alabama	84	4	0	88
Alaska	0	1	0	1
Arizona	0	2	0	2
Arkansas	0	2	0	2
California	0	3	0	3
Connecticut	0	1	0	1
District Of Columbia	0	1	0	1
Florida	0	8	0	8
Georgia	17	32	0	49
Hawaii	0	1	0	1
Idaho	0	1	0	1
Illinois	0	9	0	9
Indiana	1	18	0	19
Iowa	0	1	0	1
Kansas	0	4	0	4
Kentucky	544	0	0	544
Louisiana	0	1	0	1
Maine	0	2	0	2
Maryland	0	5	0	5
Massachusetts	0	5	0	5
Michigan	0	9	0	9
Minnesota	0	1	0	1
Mississippi	0	6	0	6
Missouri	0	7	0	7
Montana	0	2	0	2
Nebraska	0	1	0	1
New Hampshire	0	5	0	5

*Includes Permanent Residents who may be living In-Territory.

STUDENTS ENROLLED FROM THE UNITED STATES AND/OR ITS TERRITORIES

	In-Territory	Out-of-Territory*	International	Total
New Jersey	0	4	0	4
New York	0	2	0	2
North Carolina	67	19	0	86
Ohio	93	61	0	154
Oregon	0	3	0	3
Pennsylvania	0	14	0	14
South Carolina	31	5	0	36
South Dakota	0	1	0	1
Tennessee	151	33	0	184
Texas	0	9	0	9
Utah	0	3	0	3
Vermont	0	1	0	1
Virginia	50	8	0	58
Washington	0	3	0	3
West Virginia	65	3	0	68
TOTALS	1103	301	0	1404

*Includes Permanent Residents who may be living In-Territory.

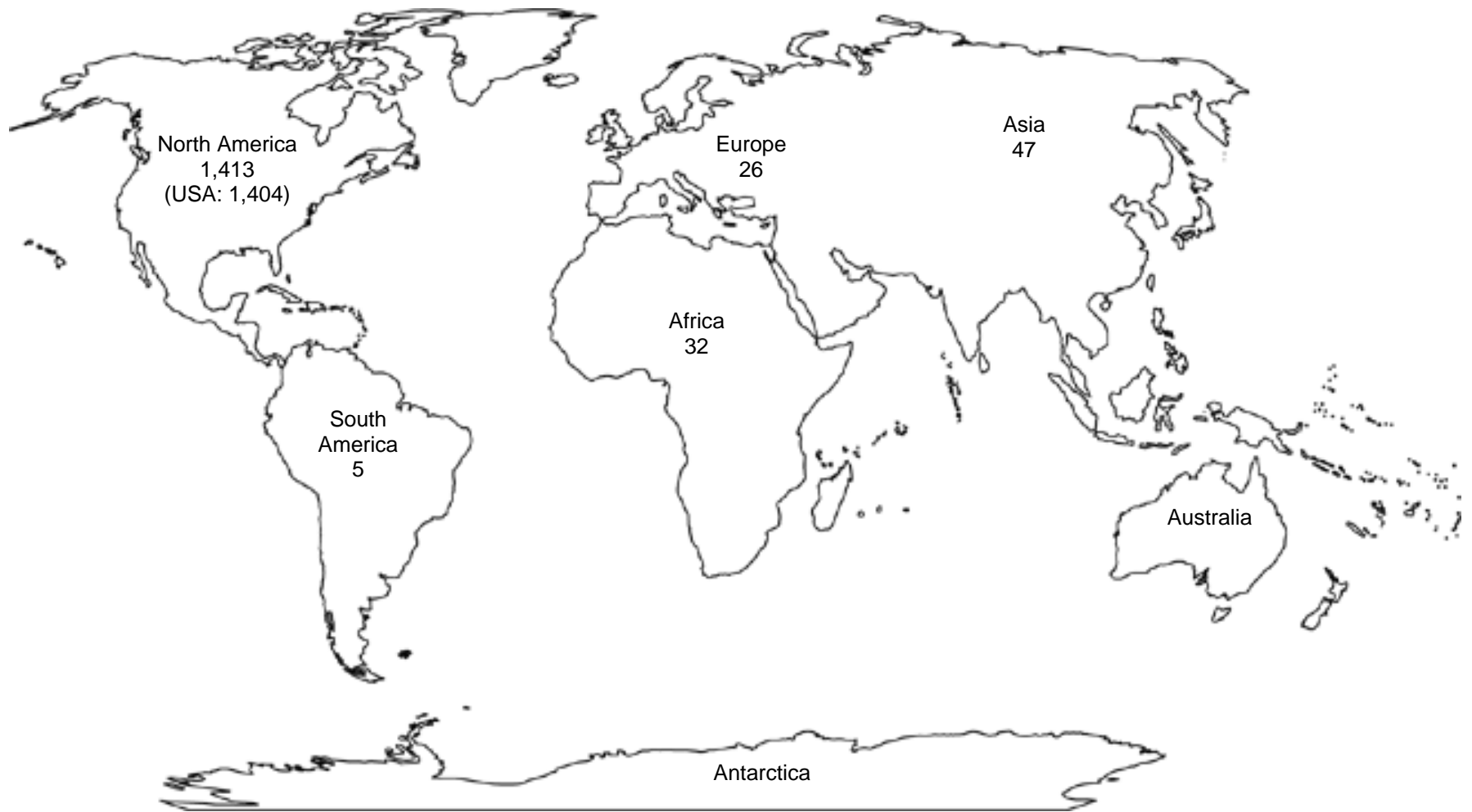
STUDENTS ENROLLED FROM OUTSIDE THE UNITED STATES AND/OR ITS TERRITORIES

	Out-of-Territory	International	Total
Afghanistan	0	2	2
Albania	0	1	1
Antigua & Barbuda	0	1	1
Armed Forces - Europe	1	0	1
Armenia	0	1	1
Azerbaijan	0	2	2
Bangladesh	0	1	1
Bhutan	0	1	1
Brazil	0	1	1
Bulgaria	1	4	5
Cameroon	0	1	1
Ecuador	1	0	1
Ethiopia	0	2	2
Gabon	0	1	1
Germany	0	1	1
Ghana	0	2	2
Haiti	1	1	2
Honduras	1	1	2
India	1	0	1
Indonesia	0	1	1
Iran	0	1	1
Israel	0	1	1
Jamaica	0	1	1
Japan	1	0	1
Kampuchea (cambodia)	0	1	1
Kazakhstan	0	1	1
Kenya	0	4	4
Kyrgyzstan	0	3	3
Latvia	0	1	1
Lesotho	0	1	1
Liberia	0	5	5
Lithuania	0	1	1
Macedonia	0	2	2
Malaysia	0	1	1
Mauritius	0	1	1
Mexico	1	0	1
Mongolia	0	1	1
Myanmar	0	5	5
Namibia	0	1	1
Nepal	0	4	4
People's Rep. Of China	0	2	2
Peru	0	1	1
Poland	0	1	1
Romania	0	1	1
Russia	0	1	1
Senegal	0	1	1

STUDENTS ENROLLED FROM OUTSIDE THE UNITED STATES AND/OR ITS TERRITORIES

	Out-of-Territory	International	Total
Serbia	0	1	1
Sierra Leone	1	1	2
Slovak Republic	0	2	2
Sri Lanka	0	1	1
Sudan	0	1	1
Swaziland	0	1	1
Sweden	0	1	1
Taiwan	0	1	1
Tajikistan	0	1	1
Tibet, The Former	0	9	9
Trinidad & Tobago	1	1	2
Turkey	0	1	1
Turkmenistan	0	1	1
Uganda	0	3	3
Ukraine	0	3	3
Uruguay	0	2	2
Uzbekistan	0	4	4
Vietnam	0	1	1
Yugoslavia	0	2	2
Zambia	0	3	3
Zimbabwe	0	3	3
TOTALS	10	109	119

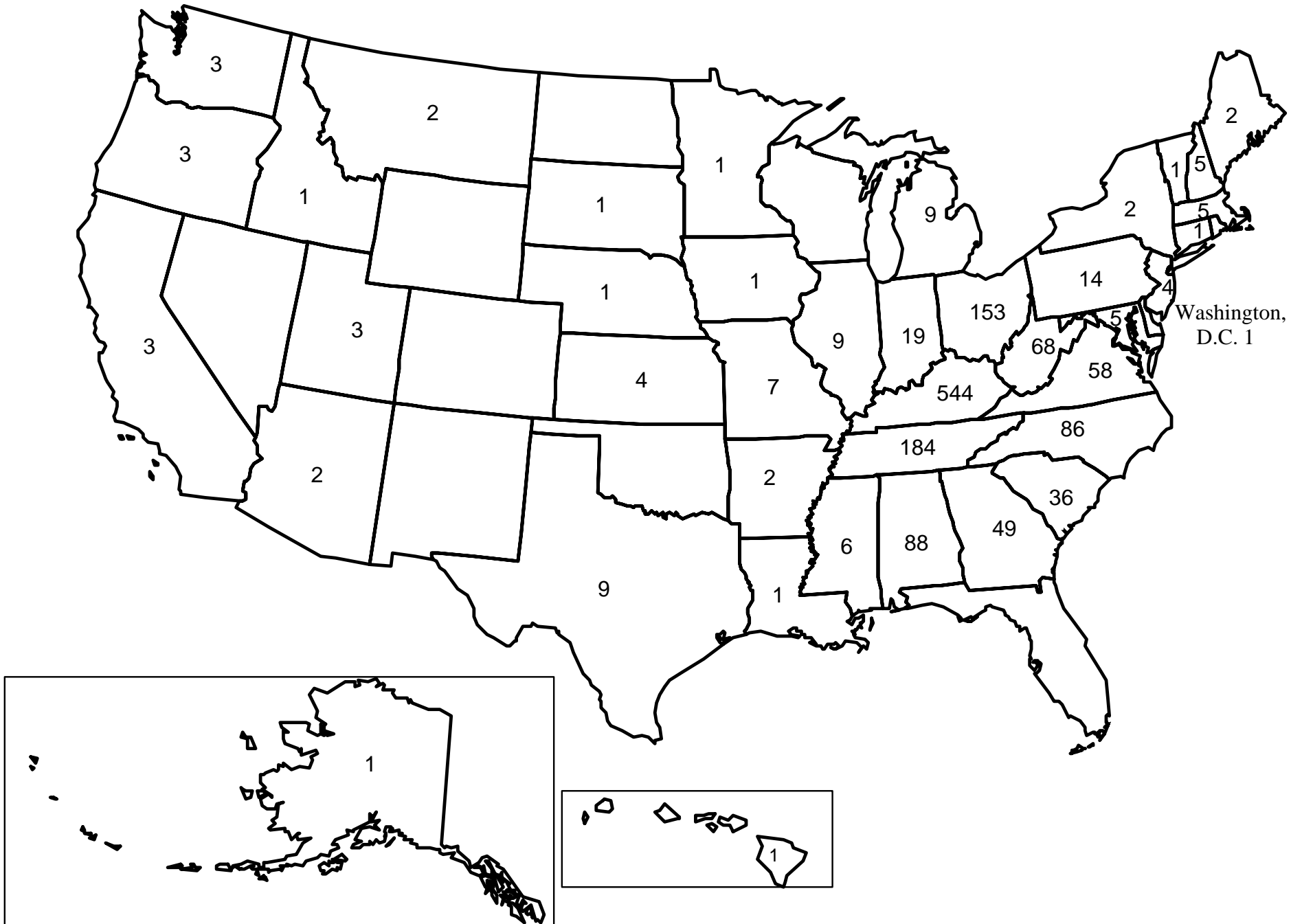
2005 Fall Enrollment by Continent



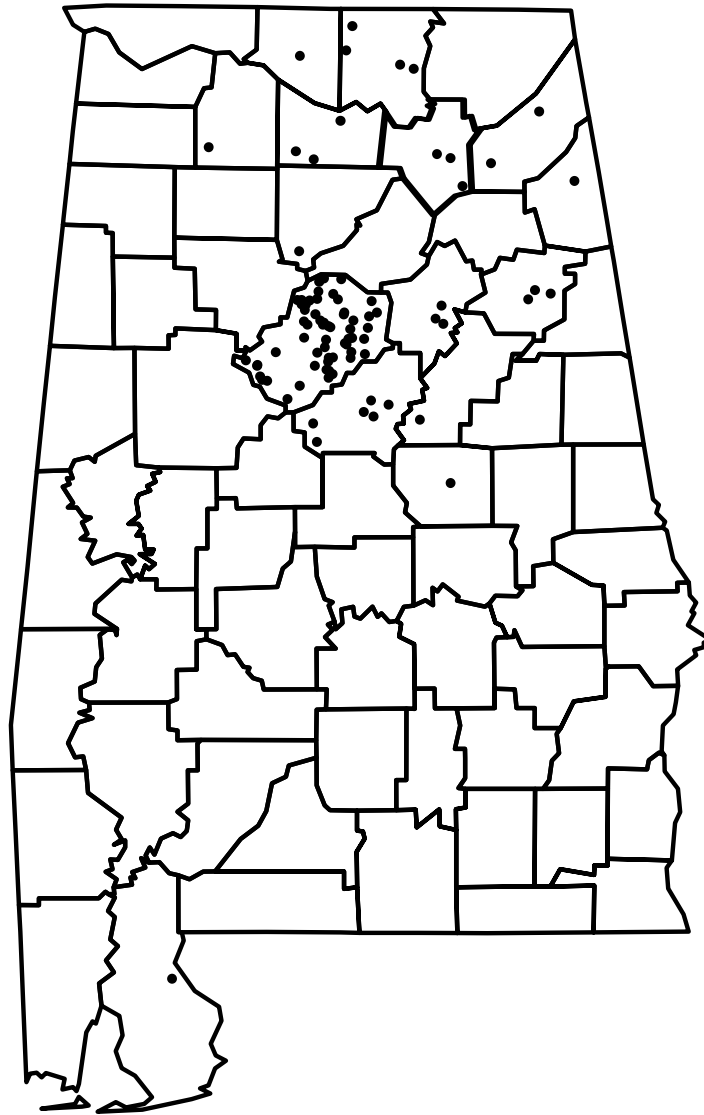
Continent/Country Breakdown

Africa <i>Breakdown by Country</i>		Asia, continued <i>Breakdown by Country</i>		Europe, continued <i>Breakdown by Country</i>	
Cameroon	_____ 1	Kyrgyzstan	_____ 3	Serbia	_____ 1
Ethiopia	_____ 2	Malaysia	_____ 1	Slovak Republic	_____ 2
Gabon	_____ 1	Mongolia	_____ 1	Sweden	_____ 1
Ghana	_____ 2	Myanmar	_____ 5	Ukraine	_____ 3
Kenya	_____ 4	Nepal	_____ 4	Yugoslavia	_____ 2
Lesotho	_____ 1	People's Rep. of China	_____ 2	Total	_____ 26
Liberia	_____ 5	Russia	_____ 1		
Mauritius	_____ 1	Sri Lanka	_____ 1	North America <i>Breakdown by Country</i>	
Namibia	_____ 1	Taiwan	_____ 1	Antigua and Barbuda	_____ 1
Senegal	_____ 1	Tajikistan	_____ 1	Haiti	_____ 2
Sierra Leone	_____ 2	Tibet, The Former	_____ 9	Honduras	_____ 2
Sudan	_____ 1	Turkey	_____ 1	Jamaica	_____ 1
Swaziland	_____ 1	Turkmenistan	_____ 1	Mexico	_____ 1
Uganda	_____ 3	Uzbekistan	_____ 4	Trinidad and Tobago	_____ 2
Zambia	_____ 3	Vietnam	_____ 1	Unites States	_____ 1,404
Zimbabwe	_____ 3	Total	_____ 47	Total	_____ 1,413
Total	_____ 32				
		Europe <i>Breakdown by Country</i>		South America <i>Breakdown by Country</i>	
		Albania	_____ 1	Brazil	_____ 1
		Armed Forces - Europe	_____ 1	Ecuador	_____ 1
		Armenia	_____ 1	Peru	_____ 1
		Azerbaijan	_____ 2	Uruguay	_____ 2
		Bulgaria	_____ 5	Total	_____ 5
		Germany	_____ 1		
		Latvia	_____ 1		
		Lithuania	_____ 1		
		Macedonia	_____ 2		
		Poland	_____ 1		
		Romania	_____ 1		
Asia <i>Breakdown by Country</i>					
Afghanistan	_____ 2				
Bangladesh	_____ 1				
Bhutan	_____ 1				
India	_____ 1				
Indonesia	_____ 1				
Iran	_____ 1				
Israel	_____ 1				
Japan	_____ 1				
Kampuchea (Cambodia)	_____ 1				
Kazakhstan	_____ 1				

2005 Fall Enrollment from the United States



ALABAMA

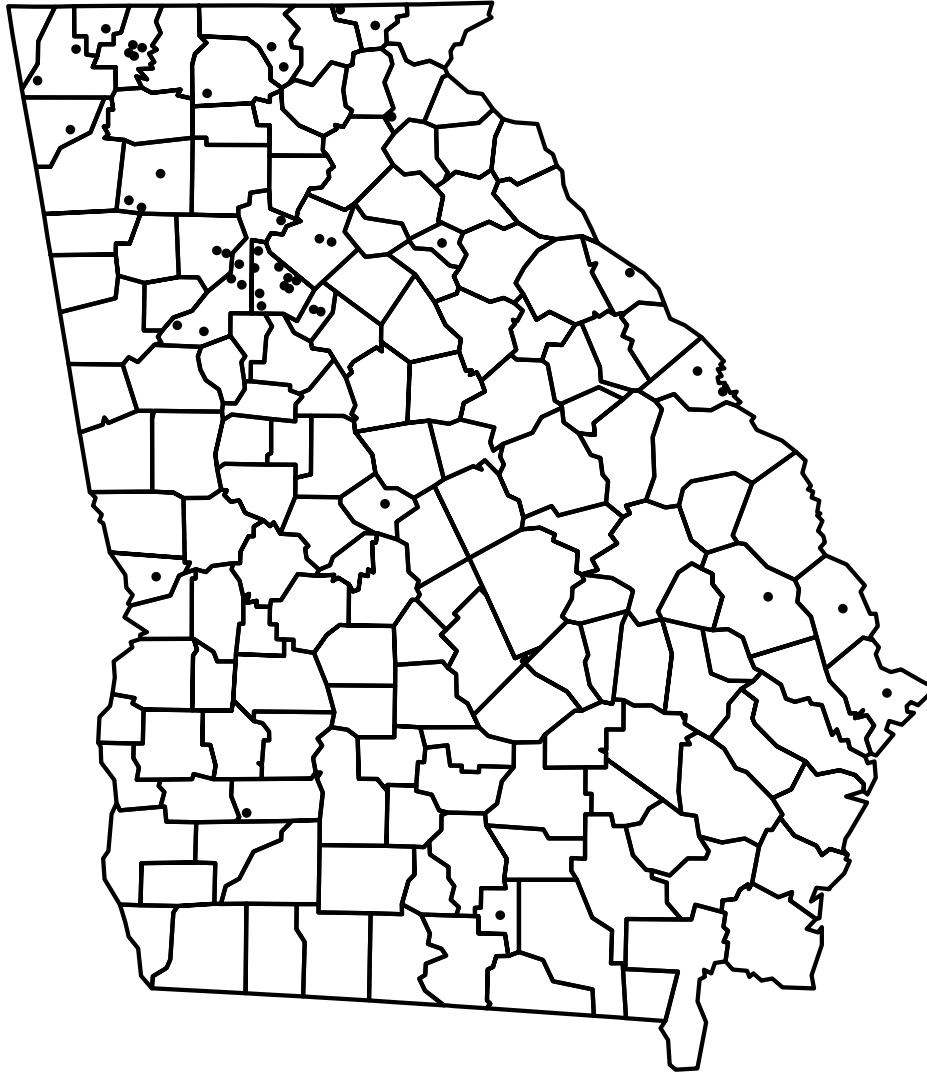


Each dot represents one student.

Baldwin	_____	1	De Kalb*	_____	2	Marshall*	_____	3
Calhoun*	_____	3	Jefferson*	_____	57	Morgan*	_____	3
Cherokee*	_____	1	Lawrence	_____	1	Saint Clair*	_____	3
Coosa	_____	1	Limestone*	_____	1	Shelby*	_____	6
Cullman*	_____	1	Madison*	_____	4	Talladega*	_____	1
TOTAL							_____	88

*Denotes In-Territory county.

GEORGIA



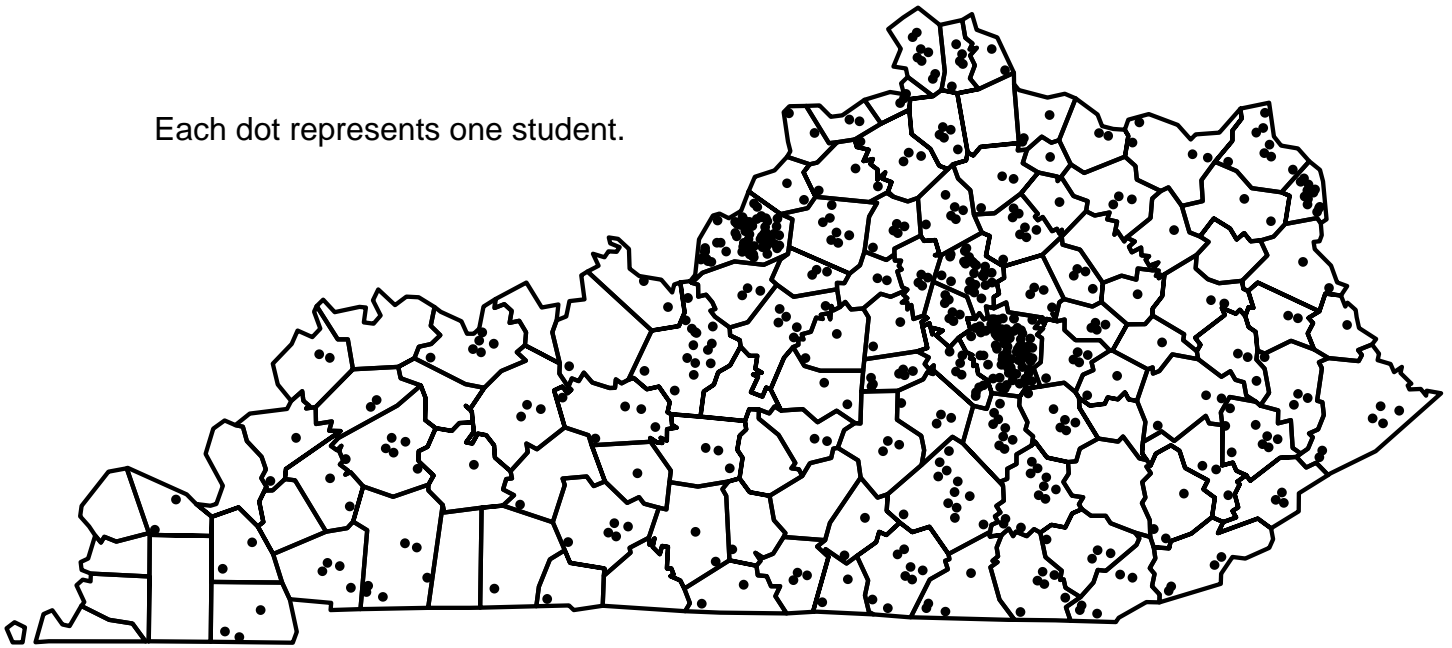
Each dot represents one student.

Bartow*	_____	3	De Kalb	_____	9	Lanier	_____	1
Bibb	_____	1	Dougherty	_____	1	Lincoln	_____	1
Bulloch	_____	1	Effingham	_____	1	Muscogee	_____	1
Catoosa*	_____	1	Fannin*	_____	2	Richmond	_____	2
Chatham	_____	1	Fulton	_____	6	Rockdale	_____	2
Chattooga*	_____	1	Gilmer*	_____	1	Towns*	_____	2
Clarke	_____	1	Gwinnett	_____	2	Walker*	_____	2
Cobb	_____	2	Habersham*	_____	1	Whitfield*	_____	4
						TOTAL	_____	49

*Denotes In-Territory county.

KENTUCKY

Each dot represents one student.



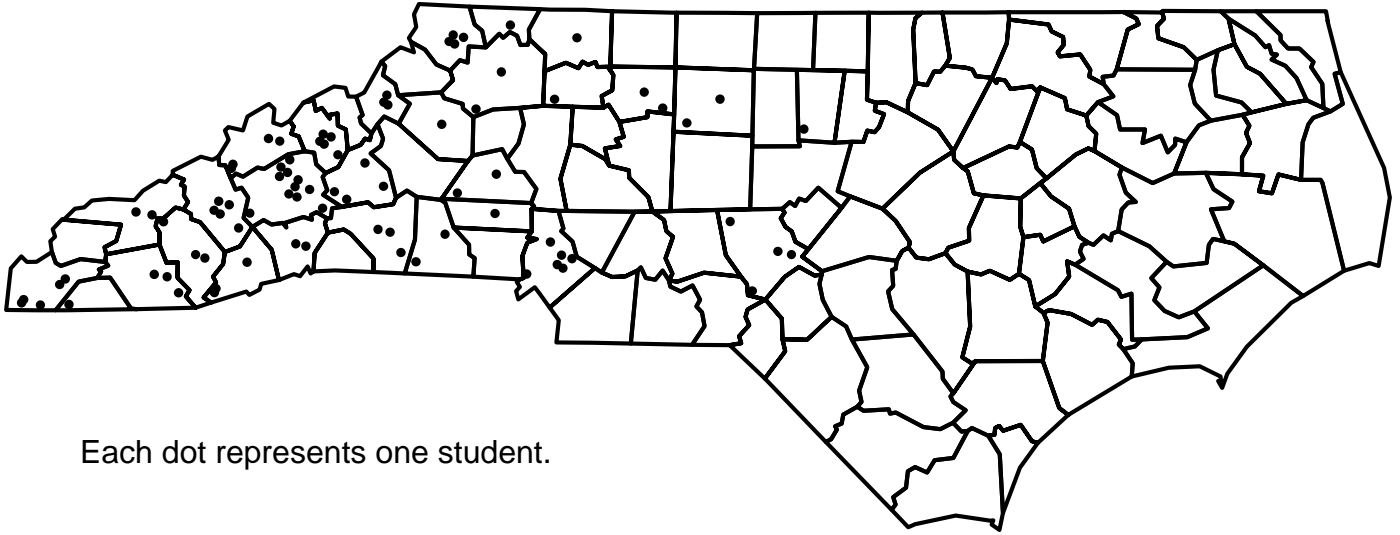
Anderson*	_____	2	Casey*	_____	3	Greenup*	_____	8
Barren*	_____	2	Christian*	_____	10	Hardin*	_____	15
Bell*	_____	5	Clark*	_____	6	Harlan*	_____	4
Boone*	_____	8	Clinton*	_____	2	Harrison*	_____	3
Bourbon*	_____	8	Crittenden*	_____	2	Hart*	_____	3
Boyd*	_____	12	Cumberland*	_____	3	Henry*	_____	3
Boyle*	_____	7	Daviess*	_____	6	Hopkins*	_____	6
Bracken*	_____	3	Edmonson*	_____	1	Jackson*	_____	6
Breathitt*	_____	3	Estill*	_____	5	Jefferson*	_____	67
Breckinridge*	_____	1	Fayette*	_____	27	Jessamine*	_____	7
Bullitt*	_____	3	Fleming*	_____	3	Johnson*	_____	2
Butler*	_____	1	Floyd*	_____	4	Kenton*	_____	5
Caldwell*	_____	2	Franklin*	_____	5	Knox*	_____	8
Calloway*	_____	3	Gallatin*	_____	3	Laurel*	_____	11
Campbell*	_____	2	Garrard*	_____	9	Lawrence*	_____	2
Carroll*	_____	2	Grant*	_____	5	Lee*	_____	2
Carter*	_____	3	Grayson*	_____	5	Leslie*	_____	3

*Denotes In-Territory county.

KENTUCKY

Letcher*	_____	3	Montgomery*	_____	4	Shelby*	_____	7
Lewis*	_____	4	Morgan*	_____	2	Simpson*	_____	1
Lincoln*	_____	4	Muhlenberg*	_____	1	Spencer*	_____	3
Logan*	_____	1	Nelson*	_____	6	Taylor*	_____	2
Madison*	_____	68	Nicholas*	_____	1	Trigg*	_____	4
Magoffin*	_____	3	Ohio*	_____	3	Trimble*	_____	2
Marion*	_____	2	Oldham*	_____	2	Union*	_____	2
Marshall*	_____	2	Owen*	_____	5	Warren*	_____	5
Martin*	_____	1	Perry*	_____	3	Washington*	_____	2
Mason*	_____	2	Pike*	_____	7	Wayne*	_____	8
McCracken*	_____	2	Powell*	_____	4	Webster*	_____	2
McCreary*	_____	4	Pulaski*	_____	12	Whitley*	_____	6
Meade*	_____	2	Robertson*	_____	1	Wolfe*	_____	1
Menifee*	_____	1	Rockcastle*	_____	9	Woodford*	_____	5
Mercer*	_____	2	Rowan*	_____	1	Total	_____	544
Metcalfe*	_____	1	Russell*	_____	2			
Monroe*	_____	2	Scott*	_____	6			

NORTH CAROLINA

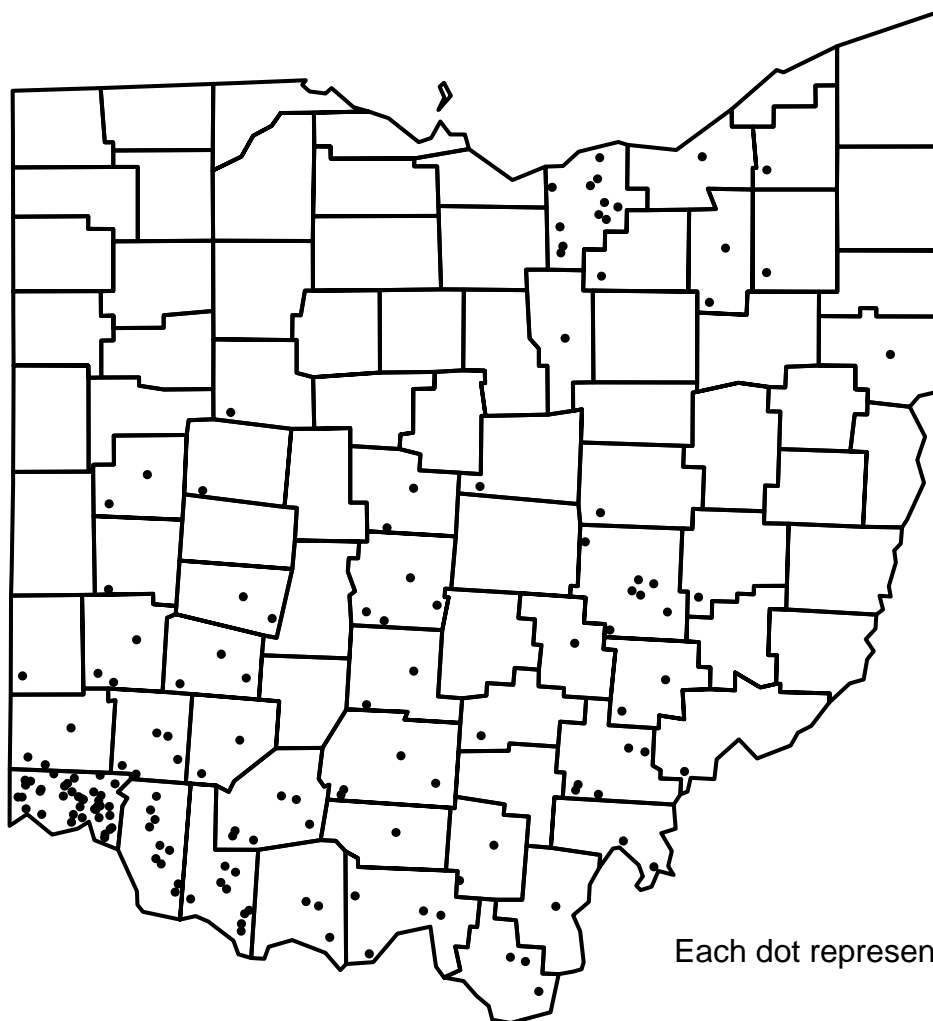


Each dot represents one student.

Alleghany*	_____	1	Guilford	_____	2	Orange	_____	1
Ashe*	_____	5	Haywood*	_____	5	Rutherford*	_____	3
Avery*	_____	4	Henderson*	_____	2	Surry*	_____	1
Buncombe*	_____	11	Jackson*	_____	3	Swain*	_____	2
Caldwell*	_____	1	Lincoln	_____	1	Transylvania*	_____	3
Catawba	_____	2	Macon*	_____	3	Wilkes*	_____	2
Cherokee*	_____	5	Madison*	_____	4	Yadkin	_____	1
Clay*	_____	1	McDowell*	_____	4	Yancey*	_____	5
Cleveland	_____	2	Mecklenburg	_____	6	TOTAL	_____	86
Forsyth	_____	2	Moore	_____	4			

*Denotes In-Territory county.

OHIO

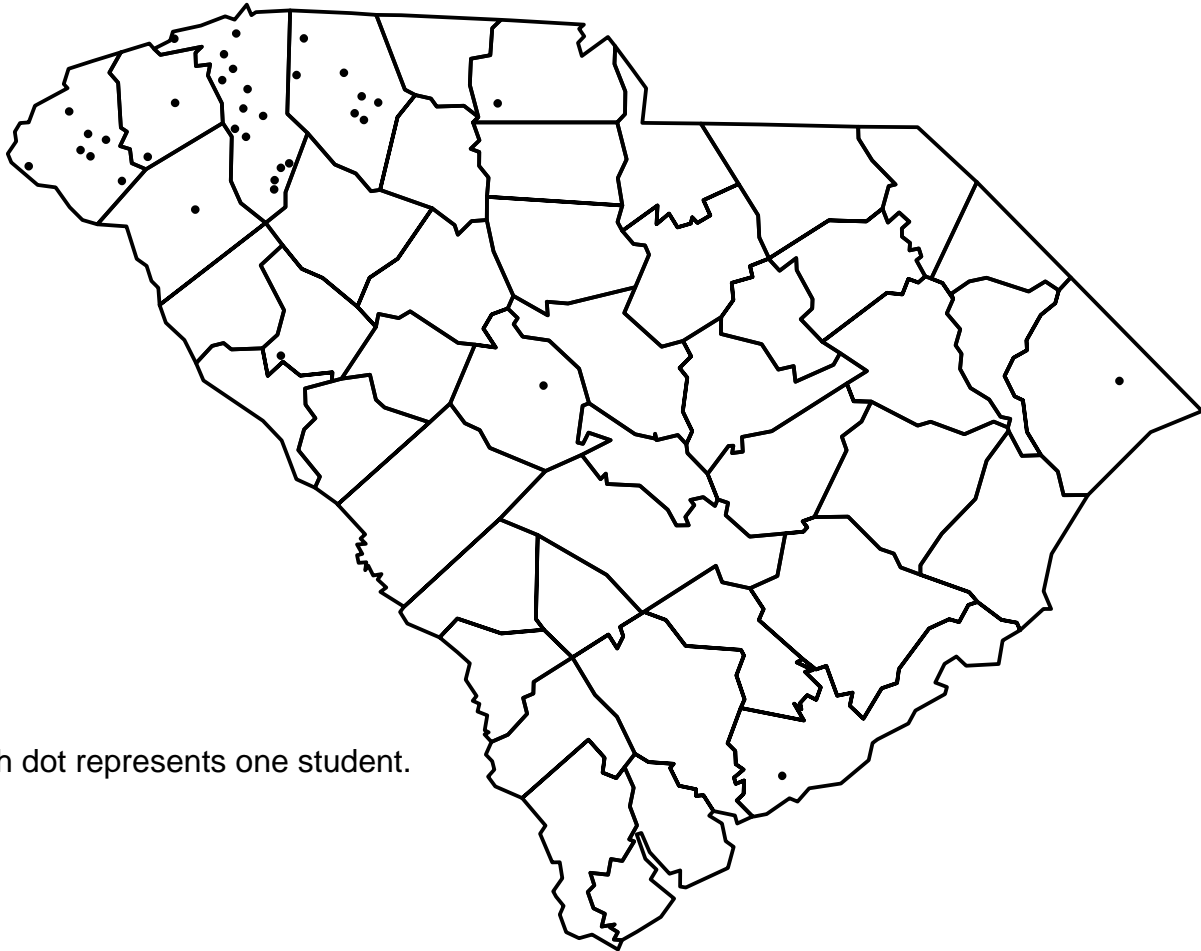


Each dot represents one student.

Adams*	_____	3	Greene	_____	3	Morgan*	_____	2
Ashland	_____	1	Guernsey	_____	1	Muskingum	_____	7
Athens*	_____	5	Hamilton*	_____	38	Perry*	_____	1
Brown*	_____	9	Hardin	_____	1	Pickaway	_____	2
Butler	_____	3	Highland*	_____	6	Pike*	_____	1
Clark	_____	2	Hocking*	_____	1	Portage	_____	1
Clermont*	_____	10	Jackson*	_____	2	Preble	_____	1
Clinton	_____	2	Knox	_____	1	Ross*	_____	4
Columbiana	_____	1	Lawrence*	_____	3	Scioto*	_____	4
Coshocton	_____	1	Logan	_____	1	Shelby	_____	2
Cuyahoga	_____	1	Lorain	_____	11	Summit	_____	2
Delaware	_____	2	Medina	_____	1	Warren	_____	5
Franklin	_____	4	Meigs*	_____	2	Washington*	_____	1
Gallia*	_____	1	Miami	_____	1	TOTAL	_____	154
Geauga	_____	1	Montgomery	_____	3			

*Denotes In-Territory county

SOUTH CAROLINA

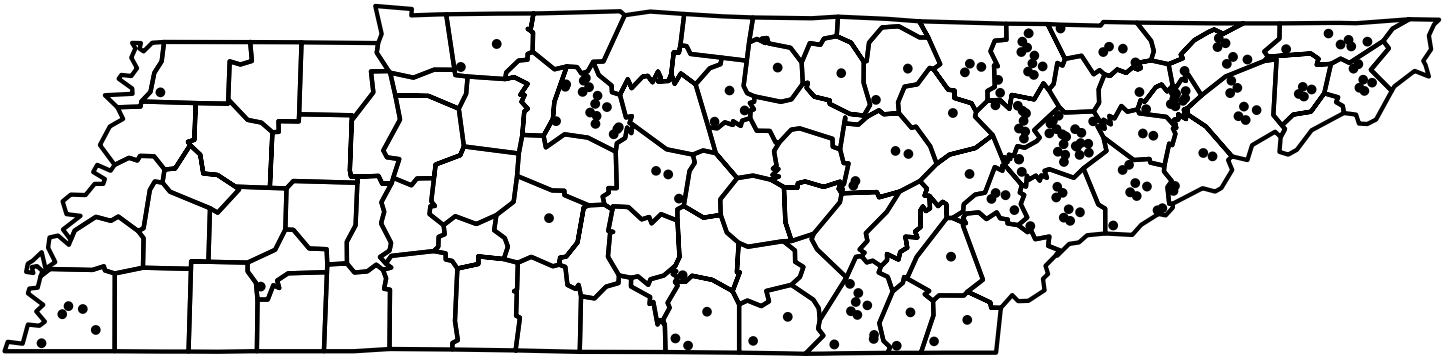


Each dot represents one student.

Anderson	_____	1	Horry	_____	1	Spartanburg*	_____	7
Charleston	_____	1	Lexington	_____	1	York	_____	1
Greenville*	_____	14	Oconee*	_____	7	TOTAL	_____	36
Greenwood	_____	1	Pickens*	_____	2			

*Denotes In-Territory county.

TENNESSEE

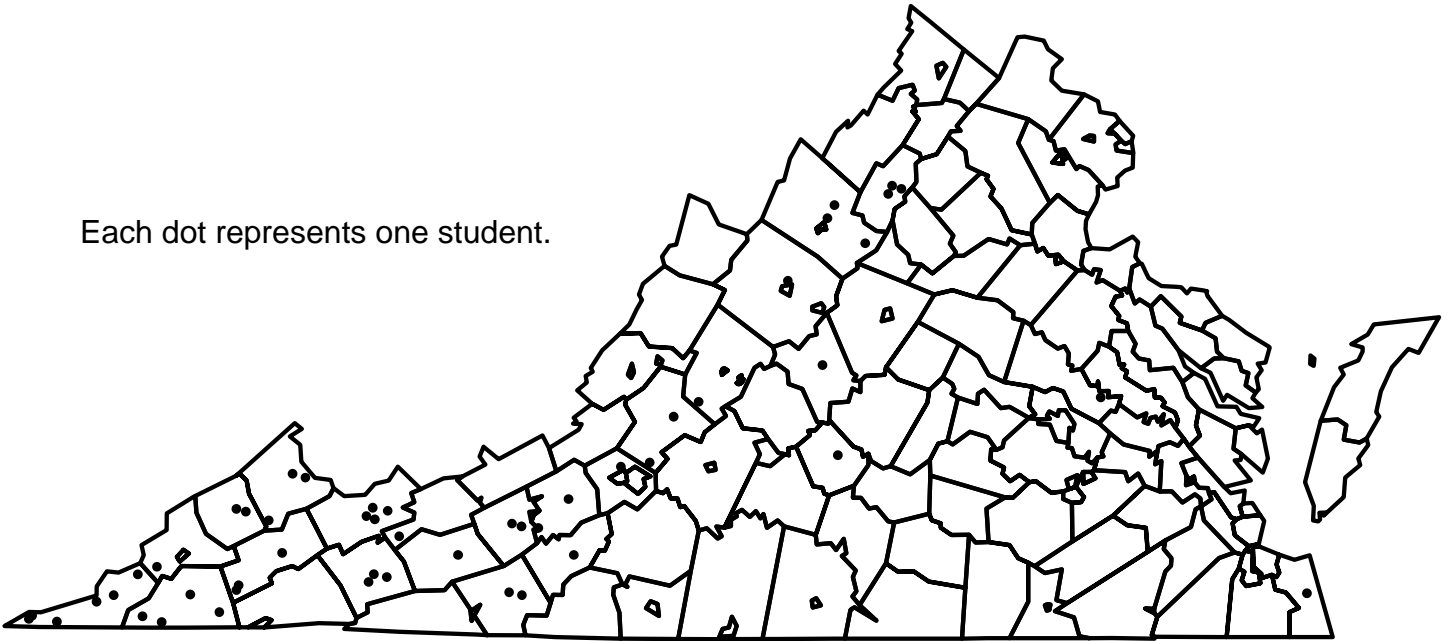


Each dot represents one student.

Anderson*	_____	9	Grainger*	_____	1	Montgomery	_____	2
Blount*	_____	8	Greene*	_____	7	Morgan*	_____	1
Bradley*	_____	2	Hamblen*	_____	10	Obion	_____	1
Campbell*	_____	11	Hamilton*	_____	9	Overton*	_____	1
Carter*	_____	6	Hawkins*	_____	7	Polk*	_____	2
Chester	_____	1	Jackson*	_____	1	Roane*	_____	1
Claiborne*	_____	5	Jefferson*	_____	3	Rutherford	_____	3
Cocke*	_____	4	Knox*	_____	24	Scott*	_____	3
Coffee	_____	1	Loudon*	_____	4	Sevier*	_____	9
Cumberland*	_____	4	Marion*	_____	2	Shelby	_____	5
Davidson	_____	16	Mauy	_____	1	Smith*	_____	3
Fentress*	_____	2	McMinn*	_____	1	Sullivan*	_____	6
Franklin	_____	3	Meigs*	_____	1	Washington*	_____	4
						TOTAL	_____	184

VIRGINIA

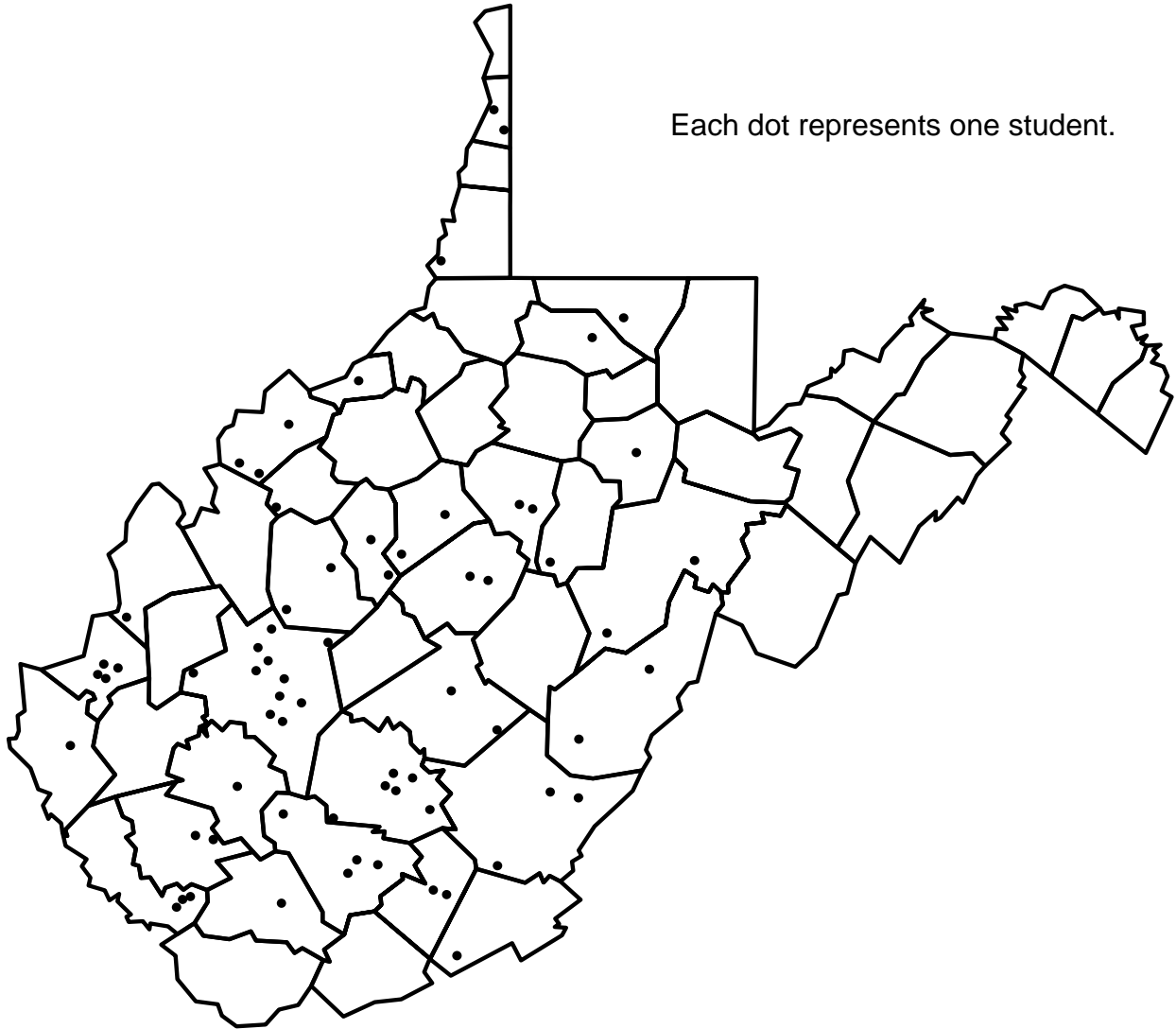
Each dot represents one student.



Appomattox	_____	1	Fairfax	_____	3	Rockbridge*	_____	1
Augusta*	_____	1	Floyd*	_____	1	Rockingham*	_____	3
Bland*	_____	1	Galax City	_____	1	Russell*	_____	3
Botetourt*	_____	2	Hanover	_____	1	Scott*	_____	4
Bristol City	_____	1	Lee*	_____	6	Smyth*	_____	3
Buchanan*	_____	3	Montgomery*	_____	2	Tazewell*	_____	4
Carroll*	_____	2	Nelson*	_____	1	Virginia Beach City	__	1
Charlottesville City	_____	2	Page*	_____	3	Wise*	_____	1
Covington City	_____	1	Pulaski*	_____	2	Wythe*	_____	1
Dickenson*	_____	2	Roanoke City*	_____	1	TOTAL	_____	58

*Denotes In-Territory county.

WEST VIRGINIA



Each dot represents one student.

Barbour*	_____	1	Logan*	_____	2	Randolph*	_____	2
Boone*	_____	1	Marion*	_____	1	Roane*	_____	2
Braxton*	_____	2	Marshall	_____	1	Summers*	_____	2
Brooke	_____	2	Mason*	_____	1	Upshur*	_____	1
Cabell*	_____	4	Mingo*	_____	3	Wayne*	_____	1
Calhoun*	_____	2	Monongalia*	_____	1	Wirt*	_____	1
Fayette*	_____	6	Monroe*	_____	1	Wood*	_____	3
Gilmer*	_____	2	Nicholas*	_____	2	Wyoming*	_____	1
Greenbrier*	_____	3	Pleasants*	_____	1	TOTAL	_____	68
Kanawha*	_____	11	Pocahontas*	_____	2			
Lewis*	_____	2	Raleigh*	_____	4			

*Denotes In-Territory county.

State/County Breakdown: Out-of-Territory States

<p style="text-align: center;">Alaska <i>Breakdown by County</i></p> <p>Anchorage _____ 1</p>	<p style="text-align: center;">Hawaii <i>Breakdown by County</i></p> <p>Honolulu _____ 1</p>	<p style="text-align: center;">Indiana, continued <i>Breakdown by County</i></p> <p>Washington _____ 1</p> <p style="text-align: right;">Total _____ 19</p>
<p style="text-align: center;">Arizona <i>Breakdown by County</i></p> <p>Maricopa _____ 2</p>	<p style="text-align: center;">Idaho <i>Breakdown by County</i></p> <p>Elmore _____ 1</p>	<p style="text-align: center;">Iowa <i>Breakdown by County</i></p> <p>Polk _____ 1</p>
<p style="text-align: center;">Arkansas <i>Breakdown by County</i></p> <p>Benton _____ 1</p> <p>Sebastian _____ 1</p> <p style="text-align: right;">Total _____ 2</p>	<p style="text-align: center;">Illinois <i>Breakdown by County</i></p> <p>Champaign _____ 1</p> <p>Clark _____ 1</p> <p>Cook _____ 2</p> <p>Du Page _____ 1</p> <p>Macoupin _____ 1</p> <p>Saint Clair _____ 1</p> <p>Sangamon _____ 1</p> <p>White _____ 1</p> <p style="text-align: right;">Total _____ 9</p>	<p style="text-align: center;">Kansas <i>Breakdown by County</i></p> <p>Douglas _____ 1</p> <p>Rice _____ 1</p> <p>Saline _____ 1</p> <p>Wyandotte _____ 1</p> <p style="text-align: right;">Total _____ 4</p>
<p style="text-align: center;">California <i>Breakdown by County</i></p> <p>Sacramento _____ 1</p> <p>San Francisco _____ 1</p> <p>Santa Barbara _____ 1</p> <p style="text-align: right;">Total _____ 3</p>		<p style="text-align: center;">Louisiana <i>Breakdown by County</i></p> <p>Jefferson _____ 1</p>
<p style="text-align: center;">Connecticut <i>Breakdown by County</i></p> <p>Hartford _____ 1</p>	<p style="text-align: center;">Indiana <i>Breakdown by County</i></p> <p>Allen _____ 1</p> <p>Clark _____ 1</p> <p>Dubois _____ 1</p> <p>Floyd _____ 1</p> <p>Jackson _____ 1</p> <p>Jefferson _____ 3</p> <p>Marion _____ 2</p> <p>Perry _____ 1</p> <p>Shelby _____ 3</p> <p>Spencer _____ 1</p> <p>Vanderburgh _____ 1</p> <p>Warrick _____ 2</p>	<p style="text-align: center;">Maine <i>Breakdown by County</i></p> <p>Cumberland _____ 1</p> <p>Kennebec _____ 1</p> <p style="text-align: right;">Total _____ 2</p>
<p style="text-align: center;">Florida <i>Breakdown by County</i></p> <p>Bay _____ 1</p> <p>Dade _____ 1</p> <p>Duval _____ 1</p> <p>Hernando _____ 1</p> <p>Manatee _____ 1</p> <p>Okaloosa _____ 1</p> <p>Pinellas _____ 1</p> <p>Polk _____ 1</p> <p style="text-align: right;">Total _____ 8</p>		<p style="text-align: center;">Maryland <i>Breakdown by County</i></p> <p>Baltimore _____ 1</p> <p>Cecil _____ 1</p> <p>Howard _____ 1</p> <p>Prince Georges _____ 1</p> <p>Somerset _____ 1</p> <p style="text-align: right;">Total _____ 5</p>

State/County Breakdown: Out-of-Territory States

<p style="text-align: center;">Massachusetts <i>Breakdown by County</i></p> <p>Berkshire _____ 2</p> <p>Franklin _____ 1</p> <p>Hampshire _____ 1</p> <p>Middlesex _____ 1</p> <p style="text-align: right;">Total _____ 5</p>	<p style="text-align: center;">Missouri, contiuened <i>Breakdown by County</i></p> <p>Iron _____ 1</p> <p>Saint Louis _____ 1</p> <p>Taney _____ 1</p> <p>Warren _____ 1</p> <p style="text-align: right;">Total _____ 7</p>	<p style="text-align: center;">New York <i>Breakdown by County</i></p> <p>Allegany _____ 1</p> <p>Greene _____ 1</p> <p style="text-align: right;">Total _____ 2</p>
<p style="text-align: center;">Michigan <i>Breakdown by County</i></p> <p>Cass _____ 2</p> <p>Lenawee _____ 1</p> <p>Livingston _____ 2</p> <p>Muskegon _____ 1</p> <p>Ottawa _____ 2</p> <p>Washtenaw _____ 1</p> <p style="text-align: right;">Total _____ 9</p>	<p style="text-align: center;">Montana <i>Breakdown by County</i></p> <p>Carter _____ 1</p> <p>Lincoln _____ 1</p> <p style="text-align: right;">Total _____ 2</p>	<p style="text-align: center;">Oregon <i>Breakdown by County</i></p> <p>Jackson _____ 1</p> <p>Josephine _____ 1</p> <p>Washington _____ 1</p> <p style="text-align: right;">Total _____ 3</p>
<p style="text-align: center;">Minnesota <i>Breakdown by County</i></p> <p>Isanti _____ 1</p>	<p style="text-align: center;">Nebraska <i>Breakdown by County</i></p> <p>Douglas _____ 1</p>	<p style="text-align: center;">Pennsylvania <i>Breakdown by County</i></p> <p>Allegheny _____ 2</p> <p>Armstrong _____ 3</p> <p>Bucks _____ 1</p> <p>Cumberland _____ 2</p> <p>Greene _____ 1</p> <p>Indiana _____ 1</p> <p>Somerset _____ 1</p> <p>Tioga _____ 1</p> <p>Washington _____ 1</p> <p>Westmoreland _____ 1</p> <p style="text-align: right;">Total _____ 14</p>
<p style="text-align: center;">Mississippi <i>Breakdown by County</i></p> <p>De Soto _____ 2</p> <p>Hinds _____ 2</p> <p>Pontotoc _____ 1</p> <p>Rankin _____ 1</p> <p style="text-align: right;">Total _____ 6</p>	<p style="text-align: center;">New Hampshire <i>Breakdown by County</i></p> <p>Carroll _____ 2</p> <p>Hillsborough _____ 2</p> <p>Rockingham _____ 1</p> <p style="text-align: right;">Total _____ 5</p>	<p style="text-align: center;">New Jersey <i>Breakdown by County</i></p> <p>Camden _____ 1</p> <p>Cumberland _____ 1</p> <p>Passaic _____ 1</p> <p>Union _____ 1</p> <p style="text-align: right;">Total _____ 4</p>
<p style="text-align: center;">Missouri <i>Breakdown by County</i></p> <p>Bates _____ 1</p> <p>Cape Girardeau _____ 1</p> <p>Clay _____ 1</p>		<p style="text-align: center;">South Dakota <i>Breakdown by County</i></p> <p>Codington _____ 1</p>

State/County Breakdown: Out-of-Territory States

Texas <i>Breakdown by County</i>	Utah <i>Breakdown by County</i>	Washington <i>Breakdown by County</i>
Archer _____ 1	Cache _____ 1	King _____ 3
Bell _____ 1	Davis _____ 1	
Cass _____ 2	Weber _____ 1	Washington D.C. <i>Breakdown by County</i>
Harris _____ 1	Total _____ 3	District of Columbia _____ 1
Henderson _____ 1	Vermont <i>Breakdown by County</i>	
Kerr _____ 1	Orange _____ 1	
Rusk _____ 1		
Travis _____ 1		
Total _____ 9		

2005 Entering Freshmen (378) Continent/Country Breakdown

Africa			Europe		
<i>Breakdown by Country</i>			<i>Breakdown by Country</i>		
Ethiopia	_____	1	Azerbaijan	_____	1
Kenya	_____	3	Bulgaria	_____	1
Liberia	_____	1	Germany	_____	1
Uganda	_____	1	Serbia	_____	1
Zambia	_____	1	Slovak Republic	_____	1
Total	_____	7	Total	_____	5
Asia			North America		
<i>Breakdown by Country</i>			<i>Breakdown by Country</i>		
Afghanistan	_____	1	Honduras	_____	1
Kyrgyzstan	_____	1	Mexico	_____	1
Tibet, The Former	_____	2	United States	_____	356
Turkmenistan	_____	1	Total	_____	358
Uzbekistan	_____	1			
Vietnam	_____	1	South America		
Total	_____	7	<i>Breakdown by Country</i>		
			Uruguay	_____	1

2005 Entering Freshmen (378) State/County Breakdown (N=356)

Alabama		Georgia, continued		Kentucky, continued	
<i>Breakdown by County</i>		<i>Breakdown by County</i>		<i>Breakdown by County</i>	
De Kalb*	1	Towns*	1	Clark*	3
Jefferson*	16	Whitfield*	1	Clinton*	1
Madison*	2	Total	14	Cumberland*	1
Marshall*	1			Daviess*	1
Saint Clair*	1	Illinois		Estill*	2
Shelby*	3	<i>Breakdown by County</i>		Fayette*	8
		Sangamon	1	Floyd*	1
Total	24			Franklin*	1
		Indiana		Grant*	3
		<i>Breakdown by County</i>		Grayson*	3
		Jefferson	1	Greenup*	1
Benton	1	Perry	1	Hardin*	3
Sebastian	1	Warrick	1	Harlan*	2
Total	2	Washington	1	Hart*	2
		Total	4	Henry*	1
				Hopkins*	2
		Kentucky		Jefferson*	19
		<i>Breakdown by County</i>		Jessamine*	3
Hernando	1	Anderson*	1	Kenton*	1
Pinellas	1	Barren*	1	Knox*	5
Polk	1	Bell*	2	Laurel*	4
Total	3	Boone*	4	Lee*	1
		Bourbon*	2	Letcher*	2
		Boyd*	6	Lewis*	1
Bartow*	1	Bracken*	1	Lincoln*	3
Bulloch	1	Calloway*	1	Madison*	10
Chattooga*	1	Campbell*	1	Magoffin*	1
De Kalb	3	Carroll*	1		
Effingham	1	Casey*	1		
Fannin*	1	Christian*	2		
Fulton	4				

2005 Entering Freshmen (378)

State/County Breakdown (N=356)

Kentucky, continued		Maryland		New York	
<i>Breakdown by County</i>		<i>Breakdown by County</i>		<i>Breakdown by County</i>	
Marion*	1	Prince Georges	1	Allegany	1
Marshall*	1				
McCreary*	1	Massachusetts		North Carolina	
		<i>Breakdown by County</i>		<i>Breakdown by County</i>	
Mercer*	1	Franklin	1	Ashe*	2
Monroe*	1	Hampshire	1	Buncombe*	6
Morgan*	1	Total	2	Cherokee*	3
Nelson*	1			Clay*	1
Nicholas*	1	Minnesota		Forsyth	1
		<i>Breakdown by County</i>			
Ohio*	1	Isanti	1	Guilford	1
Oldham*	1			Haywood*	1
Owen*	1	Mississippi		Henderson*	1
		<i>Breakdown by County</i>			
Perry*	1	De Soto	1	Madison*	1
Powell*	3	Hinds	2	McDowell*	2
Pulaski*	5	Total	3	Mecklenburg	2
Rockcastle*	3			Orange	1
Russell*	2	Montana		Transylvania*	1
		<i>Breakdown by County</i>			
Shelby*	2	Lincoln	1	Wilkes*	1
Simpson*	1			Yancey*	4
Spencer*	1	New Hampshire		Total	28
		<i>Breakdown by County</i>			
Taylor*	1	Carroll	1		
Trigg*	1			Ohio	
Warren*	2	New Jersey		<i>Breakdown by County</i>	
		<i>Breakdown by County</i>			
Washington*	1	Camden	1	Athens*	1
Webster*	1	Cumberland	1	Brown*	1
Whitley*	2	Total	2	Butler	1
Woodford*	1			Clermont*	2
				Clinton	1
Total	146			Cuyahoga	1

2005 Entering Freshmen (378)

State/County Breakdown (N=356)

Ohio, continued		South Carolina		Tennessee, continued	
<i>Breakdown by County</i>		<i>Breakdown by County</i>		<i>Breakdown by County</i>	
Delaware	1	Greenville*	1	Sullivan*	3
Franklin	1	Oconee*	3	Washington*	2
Greene	1	Pickens*	1	Total	45
Hamilton*	6	Total	5		
Hocking*	1			Virginia	
Jackson*	2	Tennessee		<i>Breakdown by County</i>	
Knox	1	<i>Breakdown by County</i>		Carroll*	2
Logan	1	Anderson*	1	Covington City	1
Meigs*	1	Blount*	1	Fairfax	2
Miami	1	Campbell*	3	Lee*	2
Muskingum	1	Carter*	1	Montgomery*	1
Perry*	1	Cocke*	2	Page*	1
Scioto*	2	Davidson	5	Russell*	2
Summit	1	Fentress*	2	Scott*	1
Warren	1	Franklin	1	Smyth*	1
Washington*	1	Grainger*	1	Wythe*	1
Total	30	Hamblen*	2	Total	14
		Knox*	7		
Oregon		Loudon	1	West Virginia	
<i>Breakdown by County</i>		Marion*	1	<i>Breakdown by County</i>	
Jackson	1	McMinn*	1	Brooke	1
		Meigs*	1	Cabell*	4
Pennsylvania		Morgan*	1	Fayette*	3
<i>Breakdown by County</i>		Overton*	1	Greenbrier*	1
Allegheny	1	Scott*	2	Kanawha*	4
Armstrong	1	Sevier*	4	Lewis*	1
Bucks	1			Logan*	1
Westmoreland	1			Mason*	1
Total	4				

*Denotes In-Territory county.

2005 Entering Freshmen (378) State/County Breakdown (N=356)

West Virginia, continued

Breakdown by County

Mingo*	_____	1
Monroe*	_____	1
Nicholas*	_____	1
Pleasants*	_____	1
Raleigh*	_____	1
Roane*	_____	1
Wood*	_____	1
Total	_____	23

2005 Transfer Students (N=27)

Continent/Country Breakdown

Africa		North America	
<i>Breakdown by Country</i>		<i>Breakdown by Country</i>	
Sierra Leone	_____ 1	Haiti	_____ 1
Zambia	_____ 1	United States	_____ 24
Total	_____ 2	Total	_____ 25

State/County Breakdown

Alaska		New York		Tennessee	
<i>Breakdown by County</i>		<i>Breakdown by County</i>		<i>Breakdown by County</i>	
Anchorage	_____ 1	Greene	_____ 1	Knox*	_____ 1
Georgia		North Carolina		Texas	
<i>Breakdown by County</i>		<i>Breakdown by County</i>		<i>Breakdown by County</i>	
Fannin*	_____ 1	Avery*	_____ 1	Cass	_____ 2
Kentucky		Ohio		Virginia	
<i>Breakdown by County</i>		<i>Breakdown by County</i>		<i>Breakdown by County</i>	
Boyd*	_____ 1	Swain*	_____ 2	Fairfax	_____ 1
Fayette*	_____ 1	Total	_____ 5	Galax City	_____ 1
Floyd*	_____ 1	Ohio		Total	
Jefferson*	_____ 2	<i>Breakdown by County</i>		<i>Breakdown by County</i>	
Mercer*	_____ 1	Franklin	_____ 1	Total	
Rockcastle*	_____ 1	Pennsylvania		West Virginia	
Total	_____ 7	<i>Breakdown by County</i>		<i>Breakdown by County</i>	
		Allegheny	_____ 1	Logan*	_____ 1

* Denotes In-Territory County.